

What is Cutera Dermal Laser?

Cutera® laser treatment is a minimally invasive procedure that uses advanced laser technology to treat varicose veins and spider veins. It involves delivering pulses of light energy that coagulate the blood within the veins, destroying them and allowing the body to reabsorb the veins. Blood flow is then redirected to deeper veins below the skin's surface, causing the visible veins to disappear.






Benefits of Cutera Laser Treatment For Spider & Facial Veins


Cutera laser treatment offers a simple and effective solution to spider and facial veins. It can significantly reduce their appearance, providing you with clearer and smoother skin. Cutera laser has several benefits compared to other methods of spider and facial vein removal:

- **Non-invasive:** Cutera laser treatment is a non-invasive procedure, meaning it does not require surgical incisions.
- **Precise:** The laser targets the affected veins precisely, without damaging the surrounding skin.
- **Minimal discomfort:** You may experience minimal discomfort during the procedure, with most people reporting only a slight tingling sensation.
- **Fast:** Treatment sessions are usually quick, making it convenient for people with busy schedules.
- **Effective:** Cutera laser treatment can effectively reduce the appearance of spider veins and facial veins, leading to clearer skin.

What Happens During Cutera Laser Treatment?

After an initial consultation with Dr Theivendran, you can arrange a suitable treatment time. Nancy Dela Cruz (RN) will perform the procedure using 3 steps:

- 
1 Preparation
The skin will be cleansed, and Nancy Dela Cruz (RN) will provide protective eyewear to shield your eyes from the laser light.
- 
2 Laser Application
Nancy Dela Cruz (RN) will use the Cutera laser to target the veins.
- 
3 Cooling
Cooling methods may be used to soothe the skin during and after the laser application.

 Most people find that after 1 to 3 sessions, their spider veins or facial veins are no longer noticeable.



BEFORE



AFTER



BEFORE



AFTER

When Will I Start Seeing Results?

You'll usually see results after 1 to 2 sessions. 30% of people only need 1 treatment session.



Aftercare Following Laser Treatment of Spider & Facial Veins



Sun Exposure Avoid sun exposure and use a broad spectrum (UVA/UVB) sunscreen to prevent further sun damage.



Bruising & Redness Bruising, redness and swelling are common and resolve with time. A "bug bite look" is common and usually resolves in 1-2 days.



Avoid Heat You should avoid heat – hot tubs, saunas, etc. for 1-2 days.



Avoid Skin Irritants You should avoid skin irritants a few days post-treatment. This include products containing tretinoin, retinol, benzoyl peroxide, glycolic/salicylic acids, astringents, etc.

Common After-effects of Spider & Facial Veins Laser Treatment

While Cutera laser treatment is generally safe, some common after-effects may occur including:

- **Redness or swelling:** Mild redness or swelling at the treatment site is normal and usually subsides within a few days
- **Bruising:** Some people experience bruising, which typically resolves on its own.
- **Skin discolouration:** Temporary changes in skin colour may occur but these usually face over time.
- **Rare side effects:** Occasionally blistering, scarring, or infection may occur, however, these are uncommon.



Dr Mayo Theivendran will discuss these risks with you and take necessary precautions to minimize them.

Contact Details



☎ 02 9066 6547

📠 02 9182 7533

✉ admin@harbourvascular.com.au

🌐 harbourvascular.com.au

Sydney Locations

North Shore Health Hub

Tower A, Level 2, Suite 205
7 Westbourne St
St Leonards NSW 2065

Northern Beaches Hospital

Level 7, Suite 15
105 Frenchs Forest Rd West
Frenchs Forest NSW 2086

The PARKWAY San Clinic

Level 2, Suite 207
172 Fox Valley Rd
Wahroonga NSW 2076